TEMPORARY CLASSROOMS AT COLEYTOWN ELEMENTARY SCHOOL

65 EASTON ROAD
WESTPORT, CONNECTICUT 06880

TOWN OF WESTPORT RFP # 22-006-BOE
FEBRUARY 10, 2022

LIST OF DRAWINGS

Drawing	
C-0.0	Cover Sheet
A-1.0	Site Plan
A-2.0	Foundation Plan
A-3.0	Floor Plan
A-4.0	Elevations
A-5.0	Building Section & Details
A-6.0	Reflected Ceiling

ARCHITECT

PHILIP H. CERRONE III A.I.A.
421 MEADOW STREET
FAIRFIELD, CONNECTICUT 06824
203-333-2066

CHIEF FINANCIAL OFFICER

Elio Longo

DIRECTOR OF FACILITIES

Ted Hunyadi

NOT FOR CONSTRUCTION

REFERENCE NORTH

THIS DRAWING IS THE PROPERTY OF THE ARCHITECT: HAS BEEN PREPARED SPECIFICALLY FOR THE OWNER FOR THIS PROJECT AT THIS SITE, AND IS NOT TO BE USE FOR ANY OTHER PURPOSE, LOCATION, OR OWNER, WITHOUT WRITTEN CONSENT OF THE ARCHITECT.

REVISED:

SCALE: 1/4"=1'-0"
DATE: 02/10/2022
DRAWN: L.F.O.

PHILIP H. CERRONE III, AIA, NCARB
ARCHITECT
421 Meadow Street
Fairfield, CT 06824
203.333.2066

MODULAR CLASSROOMS AT:
COLEYTOWN ELEMENTARY SCHOOL
65 EASTON ROAD
WESTPORT, CT 06880

COVER SHEET

2022-01

C-0.0

USE GROUP
Educational - E

CONSTRUCTION TYPE (Chapter 6)
Type 5B; New Construction-Modular classrooms

BUILDING AREA (Chapter 5)
Without Automatic Fire Sprinkler System
IBC 504.3: 40 ft max height above grade plane
IBC 504.4 E: 1 story max ht/ 5B construction measured from grade plane

Base Allowable Floor Area:
IBC 506.2 E: 9,500 sf max without sprinkler

AREA MODIFICATIONS TO TABLE 503
None Required

FIRE-RESISTANCE RATED REQUIREMENTS FOR BUILDING ELEMENTS (Table 601)

a.	Structural frame: including columns, griders, trusses	0 Hr.
b.	Bearing walls:	
	Exterior:	0 Hr.
	Interior:	0 Hr.
c.	Nonbearing walls and partitions (Exterior)	0 Hr.
d.	Nonbearing walls and partitions (Interior)	0 Hr.
e.	Floor construction (including supporting beams and joists)	0 Hr.
f.	Roof construction (including supporting beams and joists)	0 Hr.

Fire rating of exterior walls (Table 602)
Separation distance - 0'-less than 10' 1 Hour rating
Separation distance - 10'- less than 30' 0 Hr. Required
0 Hrs for walls that are permitted to have unlimited openings per 705.8
IBC 705.5: less than 10ft requires rating from both sides

Maximum area of Exterior Openings (Table 705.8)

Separation distance	-	3'-5'	Not Applicable
Separation distance	-	5'-10'	Not Applicable
Separation distance	-	10'-15'	45% with Sprinkler
		10'-15'	15% without Sprinkler
Separation distance	-	15'-20'	75% with Sprinkler
		15'-20'	25% without Sprinkler

Unlimited openings permitted in 1st story above grade plane that faces a street (705.8.1, exception 1
Unlimited openings permitted if exterior walls & structural members are not required to be fire rated (705.8.1, exception 2)

SEPARATIONS
- Corridor Separations (IBC 1020.1) N/A
- Doors - Table 716.5
  1 hour corridor fire partition - 20 min doors

EXIT ACCESS TRAVEL DISTANCE (Table 1017.2)
Max allowed travel without Fire Sprinkler; E Use; 200 ft
Actual travel without Fire Sprinkler; E Use; 41 ft

OCCUPANT LOAD (1004.1.2)
Educational; 1/20 sf for classrooms

EXITS
- Spaces with one exit (Table 1006.2.1)
  Use Group E: Max. 49 people/ 75 ft
- Stories with one exit (Table 1006.3.2(1)
  Use Group E : 49 people & 75 ft. max
- Stairs (Section 1005 & 1011.2)
  Width required: 44" minimum & 0.3" per person
- Doors (IBC 1005.3.2 & 1010.1.1)
  Min. 32" clear width & 0.2" per person; 36" door = 165 people
- Ramps (IBC 1012 - Means of Egress Ramp)
  Min. 72" clear width & 0.2" per person if greater than 100P
  Min 44" clear width if less than 100P or Not Means of Egress

EMERGENCY ESCAPE
- Required in Rooms greater than 250sf Not required with 2 egress door to exterior

THRESHOLD BUILDING CONDITIONS
Not Applicable

SIGNAGE - Non Illuminated
703.6: Required at all Fire Walls, Fire Partitions, Fire Barriers & Smoke Barriers
1013: Required at all Exits

APPLICABLE CODES
2018 Connecticut State Building Code including the following:
2015 International Building Code
Connecticut Supplement, 2018
2015 International Energy Code
2015 International Mechanical Code
2015 International Plumbing Code
2017 NFPA 70 National Electric Code
2015 International Fire Code
2015 Connecticut State Fire Safety Code
ICC/ANSI A117.1 - 2009

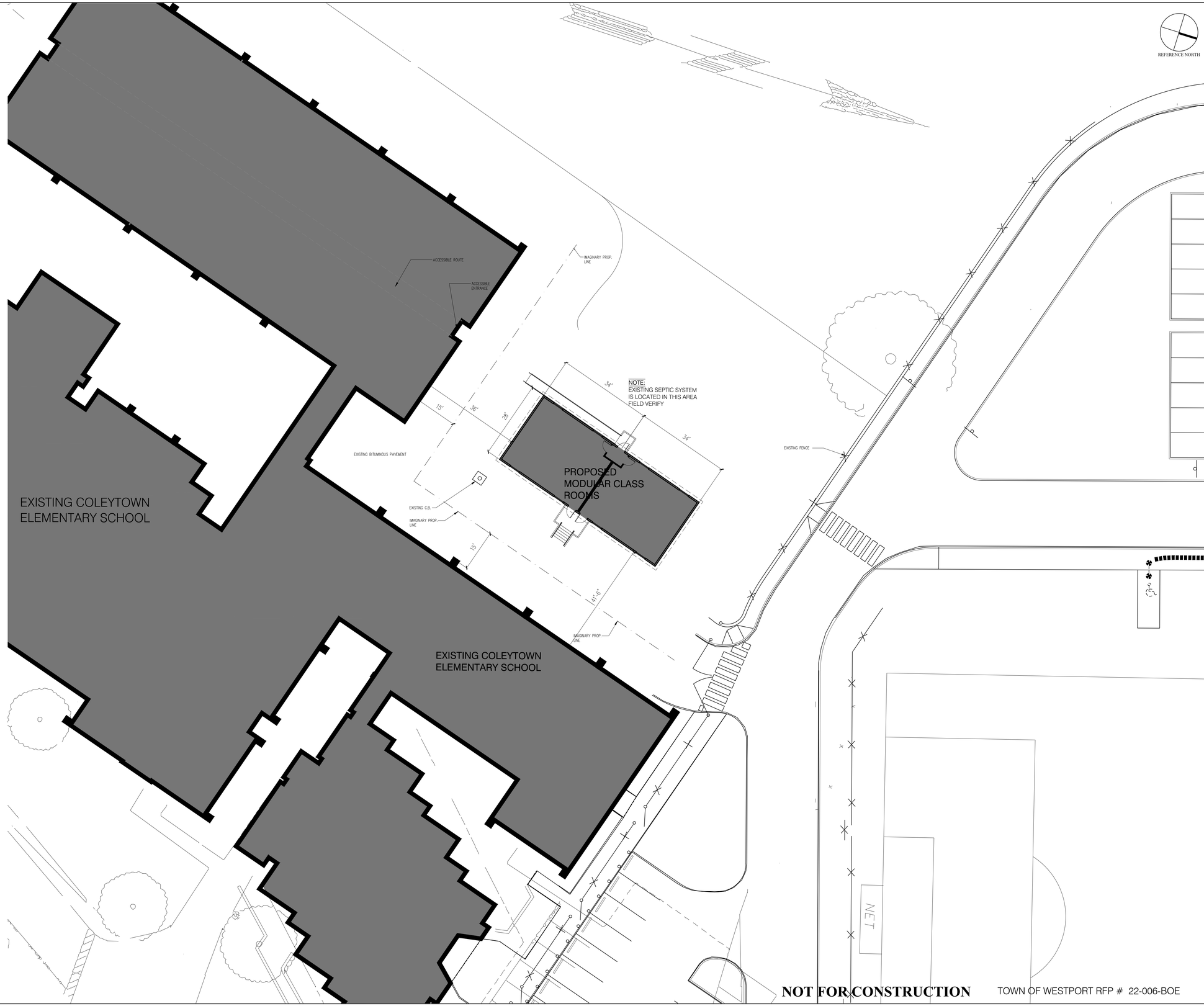

NOT FOR CONSTRUCTION

TOWN OF WESTPORT RFP # 22-006-BOE

THIS DRAWING IS THE PROPERTY OF THE ARCHITECT: HAS BEEN PREPARED SPECIFICALLY FOR THE OWNER FOR THIS PROJECT AT THIS SITE, AND IS NOT TO BE USE FOR ANY OTHER PURPOSE, LOCATION, OR OWNER, WITHOUT WRITTEN CONSENT OF THE ARCHITECT.

REVISED:

SCALE: 1/16"=1'-0"
DATE: 02/10/2022
DRAWN: L.F.O.

PHILIP H. CERRONE III, AIA, NCARB
ARCHITECT
421 Meadow Street
Fairfield, CT 06824
203.333.2066

MODULAR CLASSROOMS AT:
COLEYTOWN ELEMENTARY SCHOOL
65 EASTON ROAD
WESTPORT, CT 06880

SITE PLAN

2022-01

A-1.0

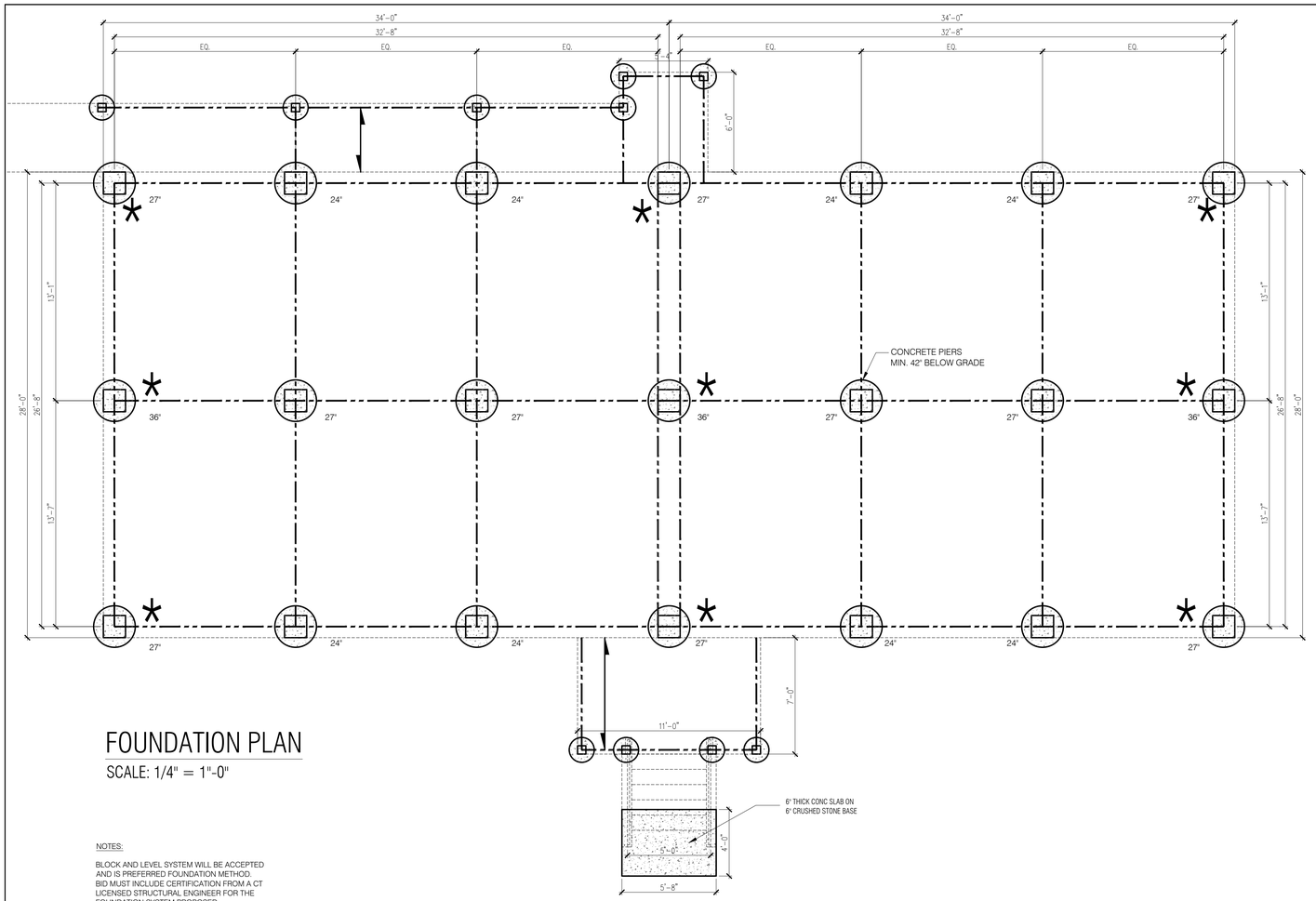

FOUNDATION PLAN

SCALE: 1/4" = 1"-0"

NOTES:

BLOCK AND LEVEL SYSTEM WILL BE ACCEPTED AND IS PREFERRED FOUNDATION METHOD. BID MUST INCLUDE CERTIFICATION FROM A CT LICENSED STRUCTURAL ENGINEER FOR THE FOUNDATION SYSTEM PROPOSED

GENERAL NOTES:

1. PROVIDE 10" DIA. X 42" DEEP FOOTINGS AT EACH UPRIGHT OF ALL EXTERIOR RAMPS, STAIRS, PLATFORMS.
2. THE FOUNDATION CALCULATIONS, FOOTING & PIER DESIGN, & INSTALLATION TO BE BY THE PORTABLE CLASSROOM MANUFACTURER
3. BOTTOM OF FOOTINGS TO BE A MINIMUM OF 42" BELOW FINISH GRADE.
4. FOUNDATION PLAN, FLOOR FRAMING & DECK FRAMING PLAN TO BE SIGNED & SEALED BY A STRUCTURAL ENGINEER RETAINED BY THE CONTRACTOR
5. FOUNDATION PLAN & DETAILS SHOWN ARE SCHEMATIC & NOT INTENDED FOR CONSTRUCTION.

REFERENCE NORTH

Pier / Footing Cross-Section

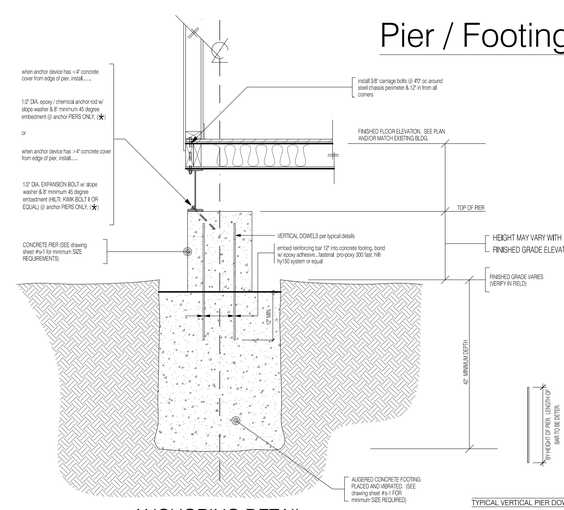

GENERAL NOTES:

1. CONCRETE SHALL BE AIR ENTRAINED AND SHALL HAVE MIN. DESIGN STRENGTH OF 3000 PSI AT 28 DAYS. MAXIMUM SLUMP - 4 "
2. Deformed rebar to be grade #60, anchor rods to be a minimum of astm a307, epoxy / chemical rod system to be by hilti, rawl, or equal system.
3. ALL ACTUAL DIMENSIONS TO BE DETERMINED BY "ON SITE" CONDITIONS AND THE BUILDING MANUFACTURER
4. FOOTING SIZE INDICATED ARE BASED UPON 2 TON / SQ. FT. virgin SOIL BEARING CAPACITY. SHOULD LESS SOIL CAPACITY BE ENCOUNTERED, FOOTING SIZE SHALL BE ADJUSTED ACCORDINGLY by cbs design group.

ANCHORING DETAIL
PIER & FOOTING SECTION

SCALE: N.T.S.

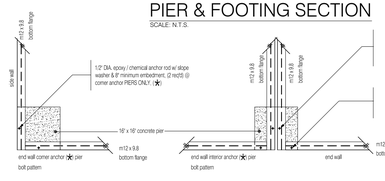

TYPICAL VERTICAL PIER DOWELS

NOTES:
1. BAR TO EXTEND MIN. OF 12" INTO FOOTING AND MIN. 3" FROM TOP OF PIER.
2. ALL HORIZONTALLY PLACED CROSS MEMBERS TO BE 3/8" DIA., (#3 MIN.) RE-BAR @ 12" O.C. FROM BOTTOM OF VERTICAL DOWELS.
3. ALL 8" HOOKS TO POINT TO CENTER OF PIERS

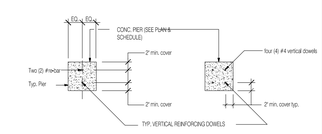

TYPE "A" REINFORCEMENT

TYPE "B" REINFORCEMENT
@ anchor piers where indicated by ★ on foundation plan

DETAIL DRAWINGS OF RE-BAR CAGES

SCALE: N.T.S.

NOT FOR CONSTRUCTION

TOWN OF WESTPORT RFP # 22-006-BOE

THIS DRAWING IS THE PROPERTY OF THE ARCHITECT: HAS BEEN PREPARED SPECIFICALLY FOR THE OWNER FOR THIS PROJECT AT THIS SITE, AND IS NOT TO BE USE FOR ANY OTHER PURPOSE, LOCATION, OR OWNER, WITHOUT WRITTEN CONSENT OF THE ARCHITECT.

REVISED:

SCALE: 1/4"=1'-0"

DATE: 02/10/2022

DRAWN: L.F.O.

PHILIP H. CERRONE III, AIA, NCARB
ARCHITECT
421 Meadow Street
Fairfield, CT 06824
203.333.2066

MODULAR CLASSROOMS AT:
COLEYTOWN ELEMENTARY SCHOOL
65 EASTON ROAD
WESTPORT, CT 06880

FOUNDATION PLAN

2022-01

A-2.0

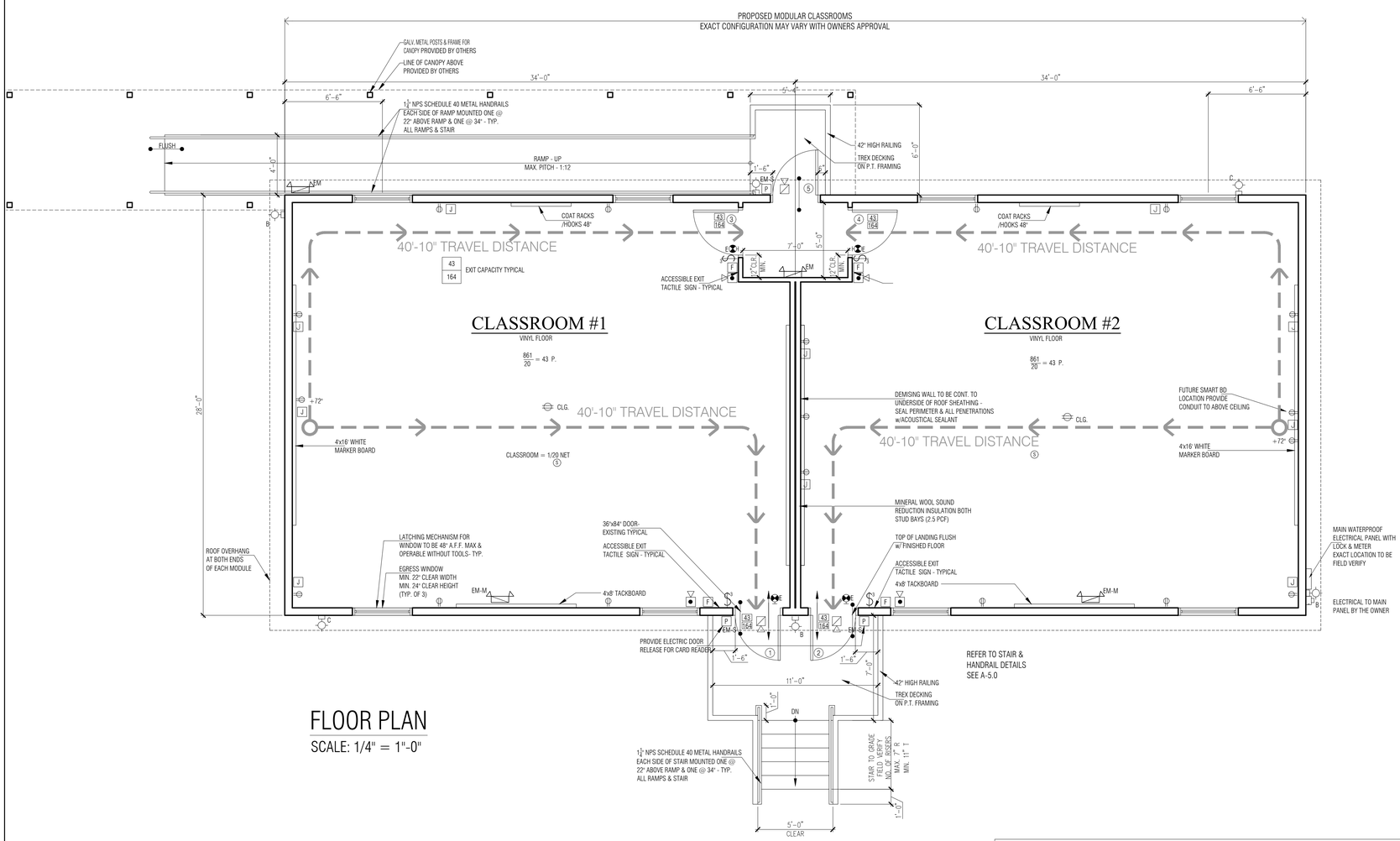

FLOOR PLAN

SCALE: 1/4" = 1"-0"

REFERENCE NORTH

LEGEND

- RIGID INSULATION
- THERMAL BATT INSULATION
- ACOUSTICAL INSULATION
- FLUSH CONDITION
- 101 — ROOM NUMBER
- 861/20 = 43 P. — ROOM OCCUPANCY LOAD; AREA IN SQUARE FEET; ROOM OCCUPANCY LOAD
- 45/164 — EXIT CAPACITY
- MAXIMUM ALLOWABLE EGRESS OCCUPANCY OF DOOR OR STAIR; DIRECTION OF TRAVEL; WITH ACCUMULATED OCCUPANCY LOAD
- 145 — MAXIMUM TRAVEL DISTANCE; FROM FURTHEST POINT
- ACCESSIBLE AREA OR EXIT
- 1 HOUR FIRE RATED WALL (TIGHT TO DECK ABOVE)
- 2 HOUR FIRE RATED WALL (TIGHT TO DECK ABOVE)
- 2 HOUR FIRE WALL WHERE NOTED ACTUAL EGRESS OCCUPANCY OF DOOR OR STAIR; 20 MINUTE FIRE RESISTANCE RATING
- $ — SINGLE POLE SWITCH
- $3 — THREE WAY SWITCH
- DUPLEX RECEPTACLE
- J — EMPTY JUNCTION BOX WITH 3/4" CONDUIT TO ABOVE CEILING
- F — FIRE ALARM PULL STATION
- H3 — FIRE ALARM HORN / STROBE
- S — AC/DC SMOKE DETECTOR
- P — PROXIMATY CARD READER BY OWNER
- EM-M — EMERGENCY LIGHT, MASTER UNIT
- EM-S — EMERGENCY LIGHT, SLAVE UNIT
- WALL MOUNTED SELF CONTAINED EXIT SIGN
- WALL MOUNTED LIGHT
- CEILING MOUNTED FLOURESCENT FIXTURE

DOOR & HARDWARE SCHEDULE

DOOR No.	SIZE 3'-0"x7'-0"	SIZE 3'-0"x7'-0"	SIZE 2'-6"x7'-0"	SIZE 2'-6"x7'-0"	DOOR TYPE	FRAME DETAIL/SHEET No. HEAD DETAIL	JAMB DETAIL	SADDLE DETAIL	FIRE RATING 60 MINUTES	20 MINUTES	HARDWARE - SEE SPECIFICATIONS PANIC RELEASE DEVICE	POSITIVE LATCHING	AUTOMATIC CLOSER	HOLD-OPEN	LEVER HANDLE	TACTILE WARNING	KICK PLATES	SIGNAGE MOUNTING HEIGHT 60" ABOVE FINISHED FLOOR	HARDWARE SET No.	REMARKS
1	●				A							●	●		●		●		1	
2	●				A							●	●		●		●		1	
3	●				A							●	●		●		●		1	
4	●				A							●	●		●		●		1	
5	●				A							●	●		●		●		1	

● INDICATES REQUIRED WORK
○ INDICATES EXISTING
⊕ INDICATES REUSE RELOCATED EXISTING

DOOR TYPES:
A. FLUSH 18 GAUGE GALVANNEALED STEEL HOLLOW METAL INSULATED DOOR WITH 5" X 20" CLEAR TEMPERED GLASS PANEL, 1-3/4" THICK. STEELCRAFT B SERIES DOORS, DESIGN G WITH BAKED-ON PRIMER; BOTTOM OF GLAZING AT 42" ABOVE FLOOR.
B. FLUSH 18 GAUGE, HEVAY DUTY, HOLLOW METAL DOOR, 1 3/4" THICK WITH BAKED OF PRIMER

DOOR FRAMES:
DOOR FRAMES TO BE HOT DIPPED GALVANIZED, 18 GAUGE HOLLOW METAL JAMBS WITH THREE ANCHORS PER JAMB, RUST INHIBITIVE PRIMER AND HARDWARE PREP INCLUDING REQUIRED REINFORCING PLATES. FRAME TO BE 2" X WIDTH REQUIRED.

HARDWARE SET #1
HINGES: STANLEY FULL MORTISE CB1900 SERIES, 4-1/2" HIGH HINGES, SATIN CHROME 626 FINISH, MINIMUM THREE PER DOOR.
CLOSER: LCN 4011/4111 WITH HEAVY DUTY CUSH-N-STOP ARM ON ALL EXTERIOR DOORS. INSTALL CLOSER ON THE LEAST CONSPICUOUS SIDE OF THE DOOR.
EXIT DEVICES: VON DUPRIN 99 SERIES. DEVICES ON RATED DOORS TO BE UL LISTED.
LATCHSETS/LOCKSET: SCHLAGE RHODES DESIGN LEVER WITH SATIN CHROME 626 FINISH.
DOOR STOPS: GLYNN-JOHNSON 60W WALL BUMPERS TO BE INSTALLED FOR ALL DOORS THAT OPEN AGAINST A WALL.
THRESHOLD: NATIONAL GUARD 425E
WEATHERSTRIPPING: SILL SWEEP AND WEATHERSTRIPPING SIMILAR TO NATIONAL GUARD 200NA & 152S ON ALL EXTERIOR DOORS.
KICKPLATES: 050 STAINLESS STEEL KICKPLATES, 16" HIGH X 2" LESS THAN DOOR WIDTH.

HARDWARE SUPPLIER TO SUBMIT HARDWARE SCHEDULE FOR THE ARCHITECTS REVIEW.

REFER TO A3 FOR ADDITIONAL INFORMATION
FIRE EXTINGUISHERS SHALL BE INSTALLED BY OWNER IN CONFORMANCE WITH NFPA 10

NOTES:
1. ALL CONSTRUCTION MUST MEET OR EXCEED THE STANDARDS OF ANSI S12.60-2002 ACOUSTICAL PERFORMANCE CRITERIA, DESIGN REQUIREMENTS & GUIDELINES FOR SCHOOLS.
2. MINIMUM STC RATINGS:
   WALLS - 45
   ROOF/CEILING - 45
3. HVAC GRILLS & DIFFUSERS SHALL HAVE A CATALOUGE NOICE CRITERIA RATING OF NC 18 OR LESS
4. FIRE ALARM IS TO BE INSTALLED WITH ALARM IN RELOCATABLE CLASSROOMS INTERCONNECTED WITH SCHOOL SYSTEM SO ALARM IN BOTH BUILDINGS WILL ACT TOGETHER

NOTES:
1. CANOPY / ROOF OVER THE RAMP AND WALKS IS NOT PART OF THE MODULAR CONTRACTORS SCOPE OF WORK.
2. AT THE CONTRACTORS OPTION THE RAMPS AND STAIRS CAN BE PREFABRICATED ALUMINUM IN CONFORMANCE WITH ALL CURRENT CODES AND REGULATIONS.
3. ALTERNATE CONFIGURATIONS, DIMENSIONS OF THE UNITS WILL BE CONSIDERED TOTAL S.F. OF THE UNITS ILLUSTRATED IN THE MAXIMUM THAT WILL BE ALLOWED.
4. MODULAR BUILDING CONTRACTOR IS RESPONSIBLE FOR THE INSTALLATION OF EMPTY CONDUIT FROM THE EXISTING BUILDING OF THE NEW & DOORS FOR ACCESS CONTROL WIRE.
5. INSTALL DUPLEX RECEPTACLE ON ROOF ADJACENT TO HVAC EQUIPMENT.

NOT FOR CONSTRUCTION

TOWN OF WESTPORT RFP # 22-006-BOE

THIS DRAWING IS THE PROPERTY OF THE ARCHITECT: HAS BEEN PREPARED SPECIFICALLY FOR THE OWNER FOR THIS PROJECT AT THIS SITE, AND IS NOT TO BE USE FOR ANY OTHER PURPOSE, LOCATION, OR OWNER, WITHOUT WRITTEN CONSENT OF THE ARCHITECT.

REVISED:

SCALE: 1/4"=1'-0"
DATE: 02/10/2022
DRAWN: L.F.O.

PHILIP H. CERRONE III, AIA, NCARB
ARCHITECT
421 Meadow Street
Fairfield, CT 06824
203.333.2066

MODULAR CLASSROOMS AT:
COLEYTOWN ELEMENTARY SCHOOL
65 EASTON ROAD
WESTPORT, CT 06880

FLOOR PLAN

2022-01

A-3.0

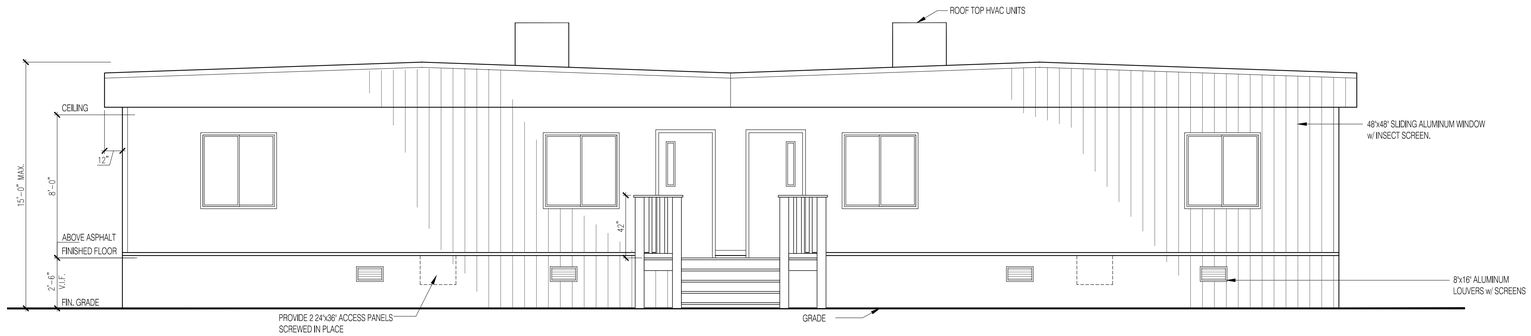

EAST ELEVATION

SCALE: 1/4" = 1"-0"

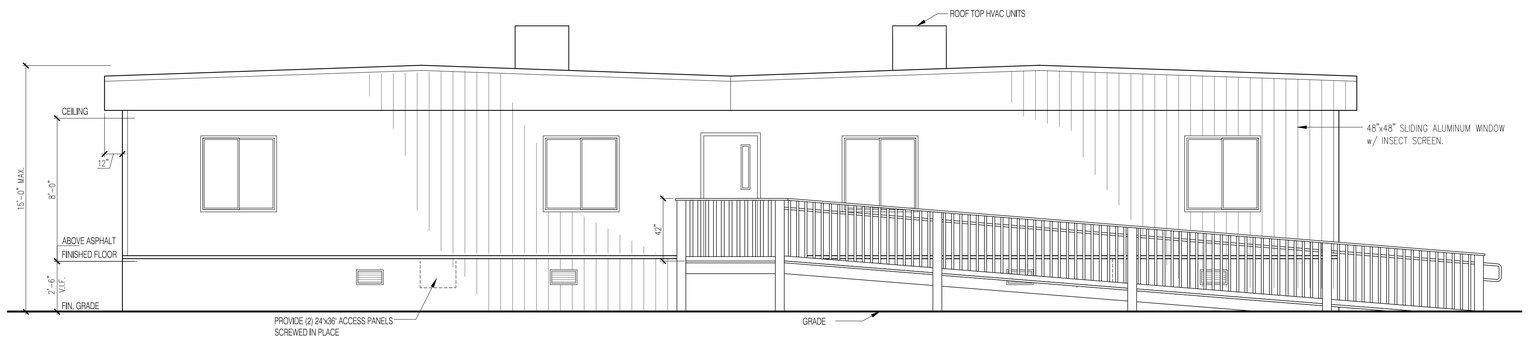

WEST ELEVATION

SCALE: 1/4" = 1"-0"

NOTE:

1. AT THE CONTRACTORS OPTION ALUMINUM RAMPS STAIR AND RAILING WILL BE ACCEPTABLE, BUT MUST BE STATED IN SUBMITTED BID.
2. ELEVATIONS ARE SCHEMATIC ONLY - FINAL ELEVATIONS ARE TO BE SUBMITTED BY THE SELECTED VENDOR.
3. CANOPY (BY OTHERS) OVER RAMP NOT SHOWN FOR CLARITY

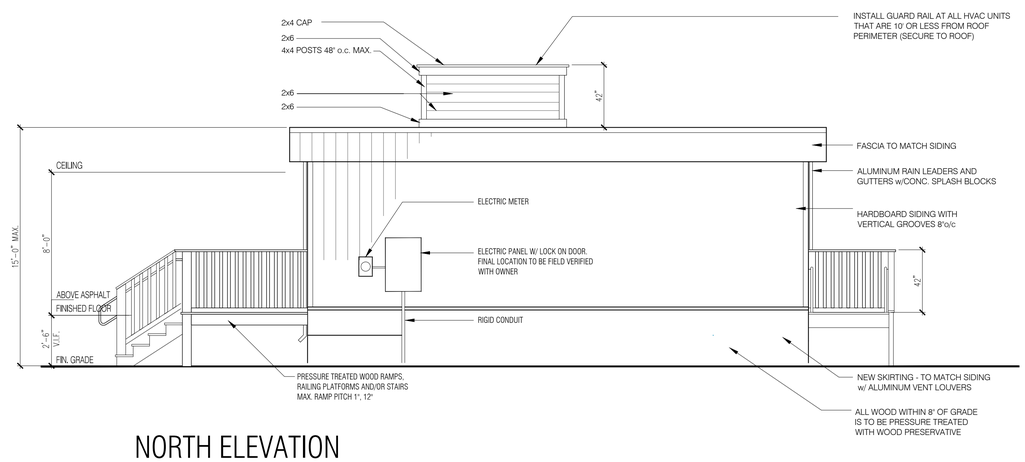

NORTH ELEVATION

SCALE: 1/4" = 1"-0"

NOT FOR CONSTRUCTION

TOWN OF WESTPORT RFP # 22-006-BOE

THIS DRAWING IS THE PROPERTY OF THE ARCHITECT:
HAS BEEN PREPARED SPECIFICALLY FOR THE OWNER
FOR THIS PROJECT AT THIS SITE, AND IS NOT TO BE USE
FOR ANY OTHER PURPOSE, LOCATION, OR OWNER,
WITHOUT WRITTEN CONSENT OF THE ARCHITECT.

REVISED:

SCALE: 1/4"=1'-0"

DATE: 02/10/2022

DRAWN: L.F.O.

PHILIP H. CERRONE III, AIA, NCARB
ARCHITECT
421 Meadow Street
Fairfield, CT 06824
203.333.2066

MODULAR CLASSROOMS AT:
COLEYTOWN ELEMENTARY SCHOOL
65 EASTON ROAD
WESTPORT, CT 06880

ELEVATIONS

2022-01

A-4.0

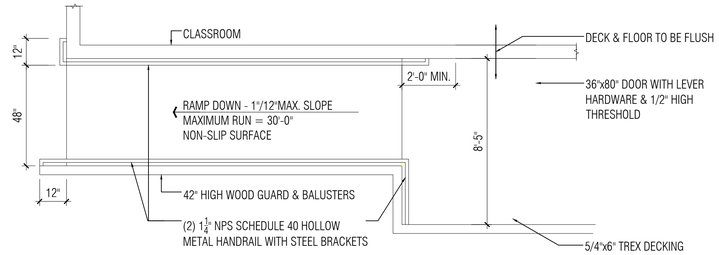

TYPICAL RAMP PLAN

SCALE: 3/4"=1'-0"

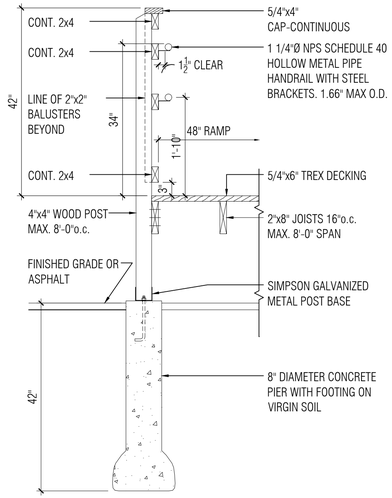

TYPICAL SECTION THRU RAMP RAILING

SCALE: 3/4"=1'-0"

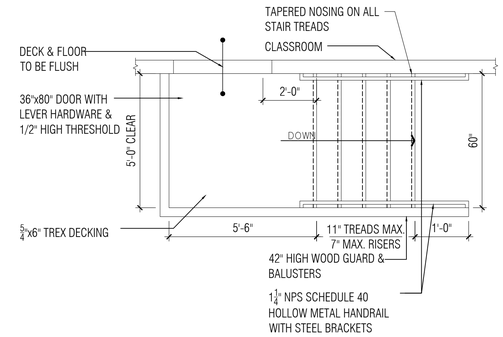

TYPICAL STAIR PLAN

SCALE: 3/4"=1'-0"

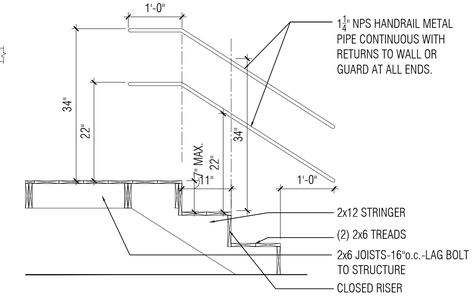

TYPICAL STAIR HAND RAIL EXTENSIONS

SCALE: 3/4"=1'-0"

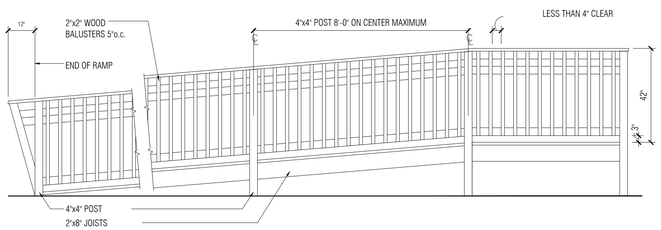

TYPICAL RAMP ELEVATION

SCALE: 3/4"=1'-0"

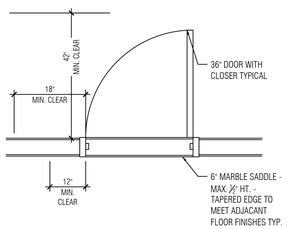

TYPICAL DOOR CLEARANCE

SCALE: 1/2"=1'-0"

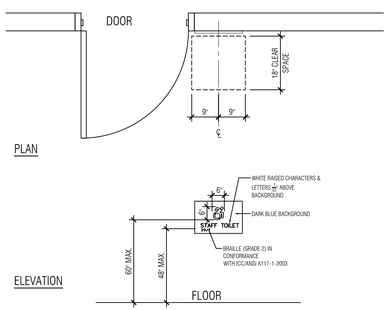

LOCATION OF TACTILE SIGNS

SCALE: 1/2"=1'-0"

1. AT THE CONTRACTORS OPTION ALUMINUM RAMPS STAIR AND RAILING WILL BE ACCEPTABLE, BUT MUST BE STATED IN SUBMITTED BID.
2. ELEVATIONS ARE SCHEMATIC ONLY - FINAL ELEVATIONS ARE TO BE SUBMITTED BY THE SELECTED VENDOR.

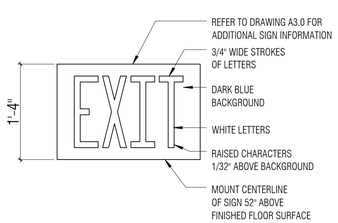

TACTILE EXIT SIGN

SCALE: 1"=1'-0"

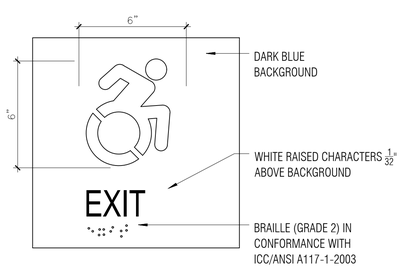

TACTILE EXIT /ACCESSIBILITY SIGN

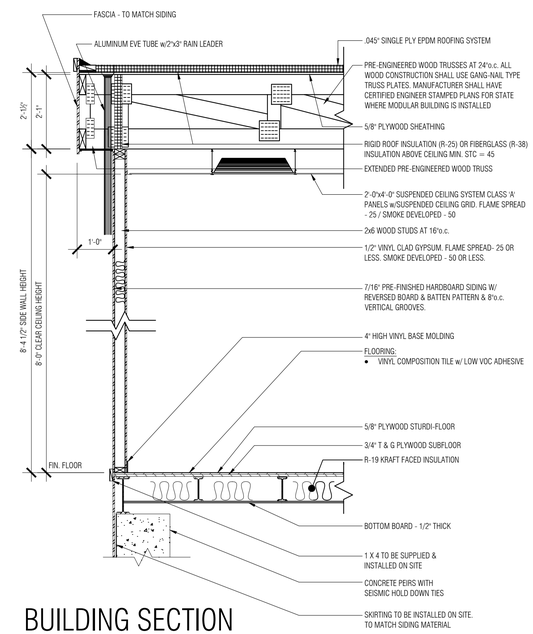

BUILDING SECTION

SCALE: 1/2" = 1"-0"

GENERAL NOTES

1. ALL INSULATION TO BE BATT. TYPE W/ KRAFT PAPER ON WARM SIDE, AS FOLLOWS:
   FLOOR 6" (R-30)
   WALLS 3-1/2" (R-20)
   ROOF (R-25) C.I. OR R-38
2. ALL STRUCTURAL LUMBER TO BE DOUGLAS FIR w/fb=1350 P.S.I. UNLESS OTHERWISE SPECIFIED ON DRAWINGS.
3. ALL OPENINGS OVER 3'-0" TO HAVE HEADERS. ALL HEADERS, UNLESS OTHERWISE NOTED, SHALL BE (2) 2X6 W/ 1/2" PLYWOOD SPACER (GLUED & NAILED) AND LIMITED TO 6'-0" CLEAR SPANS.
4. ALL INTERIOR PARTITIONS SHALL BY 2X4 WOOD STUDS AT 16" O.C. UNLESS OTHERWISE NOTED. INSTALL 3-1/2" INSULATION (UNFACED) FOR SOUND DEADENING.
5. ALL MODULAR COMMON MATING WALLS SHALL BE DOUBLE 2X4 WOOD STUDS AT 16" O.C. UNLESS OTHERWISE NOTED.
6. THE FASCIA WILL BE DETERMINED BY THE PRE-ENGINEERED WOOD TRUSS HEIGHT. THE TRUSS SHALL EXTEND TO THE WIDTH OF THE ROOF OVERHANG AS SHOWN ON THE CROSS-SECTION.
7. ROOF TO HAVE MIN. 1/2" PER FOOT SLOPE

NOTES:

1. ALL CONSTRUCTION MUST MEET OR EXCEED THE STANDARDS OF ANSI S12.60-2002 ACOUSTICAL PERFORMANCE CRITERIA, DESIGN REQUIREMENT GUIDELINES FOR SCHOOLS.
2. MINIMUM STC RATINGS
   WALLS - 45
   ROOF/CEILING - 50
3. HVAC GRILLS & DIFFUSERS SHALL HAVE A CATALOUGE NOICE CRITERIA RATING OF NC 18 OR LESS
4. PROVIDE SIESMIC TIE DOWN CONNECTIONS TO MEET ALL BUILDING CODE REQUIREMENTS

NOT FOR CONSTRUCTION

TOWN OF WESTPORT RFP # 22-006-BOE

THIS DRAWING IS THE PROPERTY OF THE ARCHITECT: HAS BEEN PREPARED SPECIFICALLY FOR THE OWNER FOR THIS PROJECT AT THIS SITE, AND IS NOT TO BE USE FOR ANY OTHER PURPOSE, LOCATION, OR OWNER, WITHOUT WRITTEN CONSENT OF THE ARCHITECT.

REVISED:

SCALE: 1/4"=1'-0"

DATE: 02/10/2022

DRAWN: L.F.O.

PHILIP H. CERRONE III, AIA, NCARB
ARCHITECT
421 Meadow Street
Fairfield, CT 06824
203.333.2066

MODULAR CLASSROOMS AT:
COLEYTOWN ELEMENTARY SCHOOL
65 EASTON ROAD
WESTPORT, CT 06880

BUILDING SECTION & DETAILS

2022-01

A-5.0

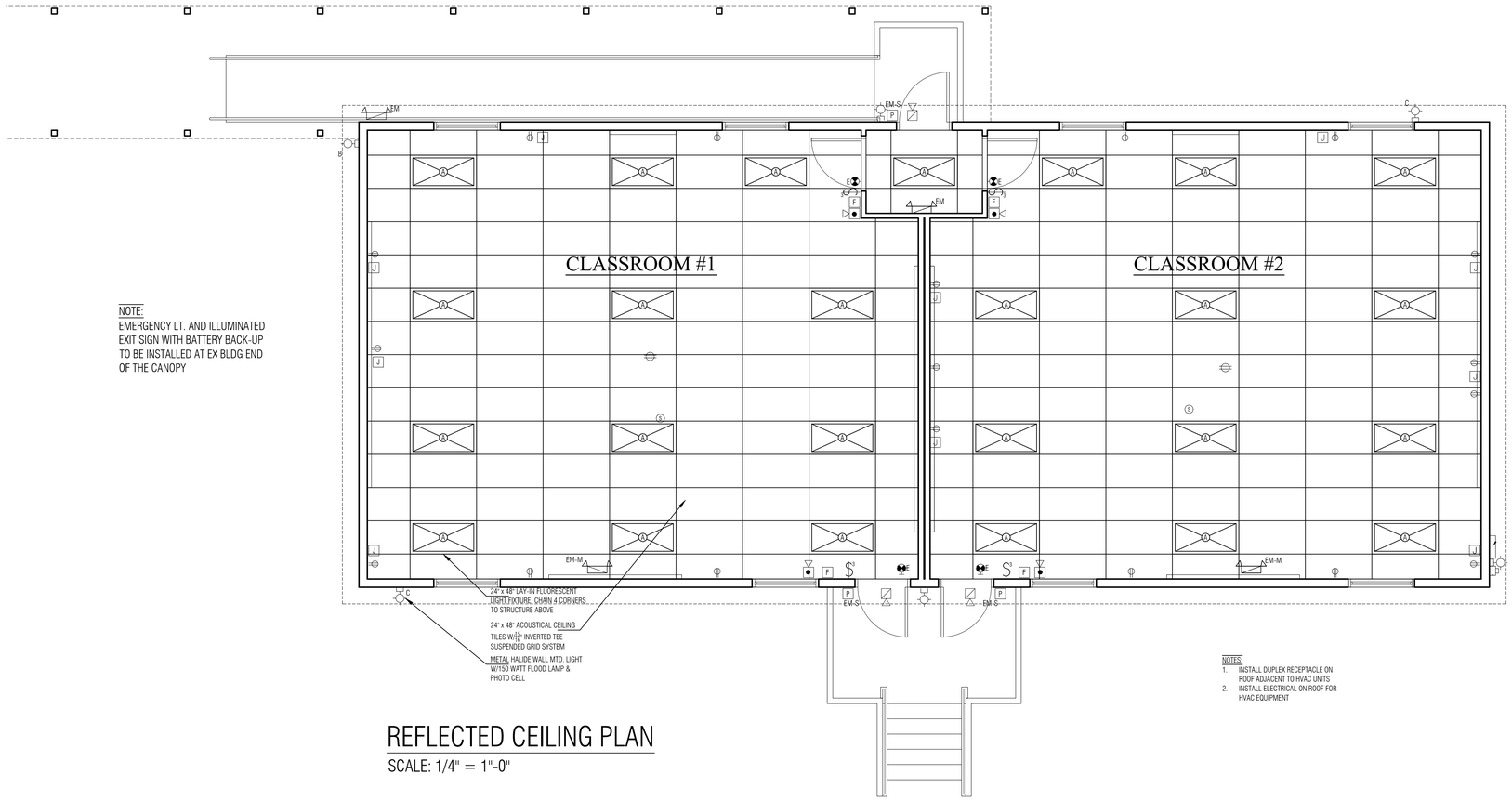

NOTE:
EMERGENCY LT. AND ILLUMINATED EXIT SIGN WITH BATTERY BACK-UP TO BE INSTALLED AT EX BLDG END OF THE CANOPY

NOTES:
1. INSTALL DUPLEX RECEPTACLE ON ROOF ADJACENT TO HVAC UNITS
2. INSTALL ELECTRICAL ON ROOF FOR HVAC EQUIPMENT

REFLECTED CEILING PLAN

SCALE: 1/4" = 1"-0"

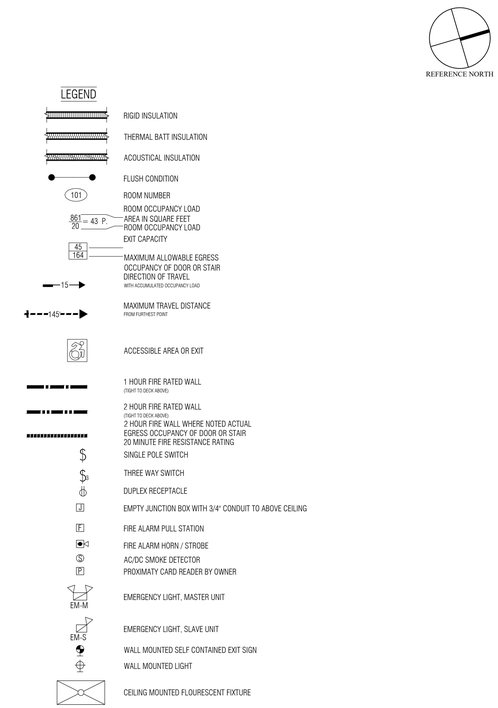

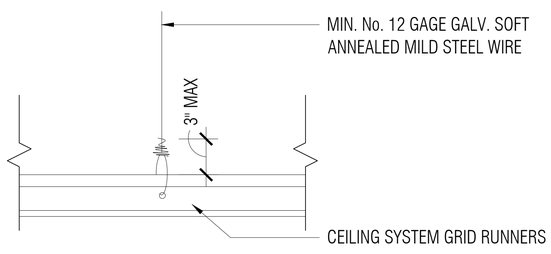

ACT GRID HANGER DETAIL

SCALE: N.T.S.

NOT FOR CONSTRUCTION

TOWN OF WESTPORT RFP # 22-006-BOE

THIS DRAWING IS THE PROPERTY OF THE ARCHITECT: HAS BEEN PREPARED SPECIFICALLY FOR THE OWNER FOR THIS PROJECT AT THIS SITE, AND IS NOT TO BE USE FOR ANY OTHER PURPOSE, LOCATION, OR OWNER, WITHOUT WRITTEN CONSENT OF THE ARCHITECT.

REVISED:

SCALE: 1/4"=1'-0"
DATE: 02/10/2022
DRAWN: L.F.O.

PHILIP H. CERRONE III, AIA, NCARB
ARCHITECT
421 Meadow Street
Fairfield, CT 06824
203.333.2066

MODULAR CLASSROOMS AT:
COLEYTOWN ELEMENTARY SCHOOL
65 EASTON ROAD
WESTPORT, CT 06880

REFLECTED CEILING PLAN

2022-01

A-6.0